


NEW !

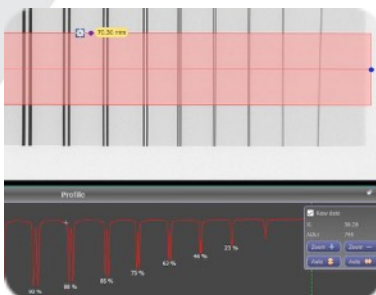
μGemX-150

The **first battery operated wireless μfocus** X-ray generator for industrial NDT application



KEY FEATURES

- ▶ Selectable kV: 50 to 150 kV
- ▶ Selectable mA: 0,1 - 2mA
- ▶ Constant potential
- ▶ **Focal spot: 0.2mm (ASTM E1165-12, BAM approved)**
- ▶ Beam angle: 45° x 45°
- ▶ Oil insulated
- ▶ Powered from the main or from batteries
- ▶ 360° handle
- ▶ Wired control via ethernet & Wi-Fi
- ▶ Weight: 14 kg
- ▶ Suitable to use with DR and CR



APPLICATIONS

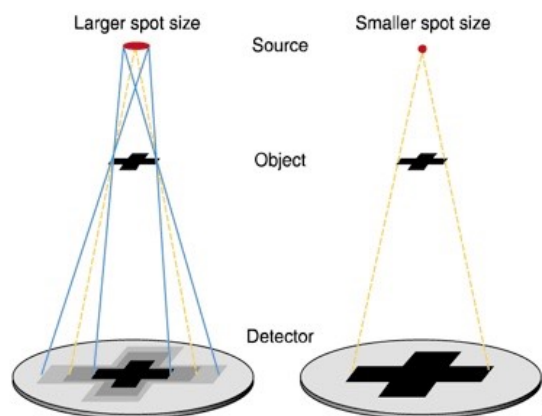
Industrial	In-service Aviation & Aerospace, Power Plants, Petrochemical Plants, Composites Materials
Aero / Space	Designed with BAM & Airbus to meet and exceed the requirements of In service Aviation & Aerospace applications.
High precision	Spatial resolution improvement due to zoom magnification
Portability	Due to μGemX-150 light weight and independency from the power sources, you can make extremely high quality images anywhere anytime !
Real Time	Real time adjustment of the x-ray parameters when used with XRIS DR Systems.

ADVANTAGES

Sharpness	The micro focal spot, the power and the rhythm of work of the μGemX-150 provide enhanced image quality: <ul style="list-style-type: none">▶ Zoom magnification▶ No sharpness▶ Answer to DDA use on curved objects
Lighter	Light weighted and all in one x-ray generator Unique 360° handle to shoot in any direction
Geometrical Magnification	μGemX-150 enables you to apply geometrical magnification on the field due to its μfocus tube (0,2mm), this will enlarge your capabilities on field with no compromise from the Class B quality
Geometrical Distortion	Due to its very small focal spot you can avoid geometrical distortion when you make inspection on curved objects like pipes

GEOMETRICAL MAGNIFICATION

- ▶ Class B improvement with μ GemX-150 :



Flat panel pixel size

	200 μ m	140 μ m	96 μ m
Class B			
... ; 1.5			
1.5 ; 4			
4 ; 8			
8 ; 12			
12 ; 40			
40 ; 120			
120 ; 200			
200 ; ...	Without zoom magnification		

Thickness

- ▶ 200 μ m Pixel Size - Thickness : 120 mm \rightarrow 8 mm
- ▶ 140 μ m Pixel Size - Thickness : 40 mm \rightarrow 4 mm
- ▶ 96 μ m Pixel Size - Thickness : 8 mm \rightarrow 1.5 mm

OPTIONAL EXTRAS

- ▶ Tube
 - Window : aluminum (0,75 mm Aluminium equivalent)
 - Focal spot : 200 μ m
 - (Other tubes upon request)
- ▶ Power supply
 - 28-35 Vdc
 - Standard LiPo batteries (> 30 minutes of continuous X-ray at 150 kV - 1 mA)
 - Advanced LiPo batteries (**NEW : + 60% energy**)
 - Universal Vac power supply
- ▶ Control possibilities
 - Integrated keyboard on the μ GemX-150
 - Ethernet communication for computer control (**NEW**)
- ▶ Miscellaneous
 - GemX-150 is CE marked
 - Complies with international standards
 - Flashing lights and buzzers available
 - μ GemX-150 does not contain any greenhouse gases under high pressure

APPLICATION SHEETS

Detailed descriptions of applications carried out with our X-ray solutions are available on www.xris.eu

www.xris.eu